


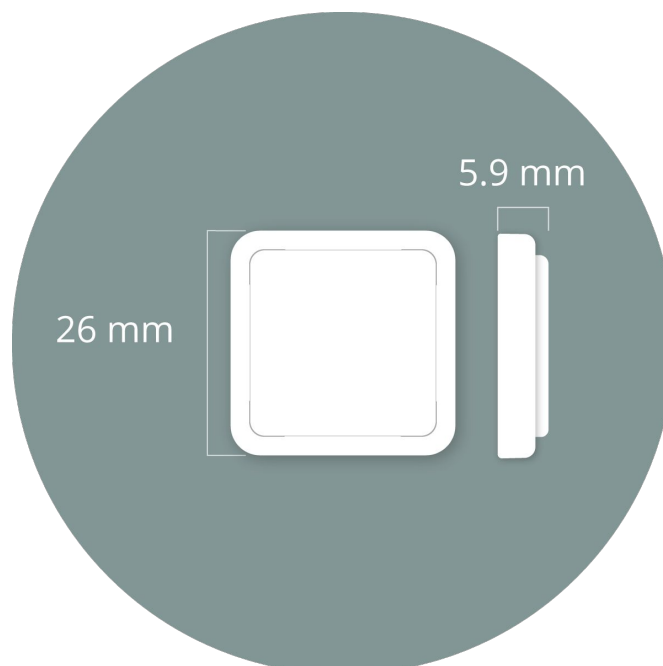
# Wireless Counting Tactile Touch Sensor US



The Wireless Counting Tactile Touch Sensor detects when the sensor is pressed and gives an audible and tactile feedback to the user. A press will increment an internal counter, and the cloud server is updated with the count number at 15 minute intervals. Wireless messages are being sent via SecureDataShot™ technology to the Cloud Connector (Gateway). The Cloud Connector relays the information onwards to a cloud server. An immediate message is transmitted if the Sensor is pressed and held for approximately 4 seconds, allowing real-time testing of the sensor.

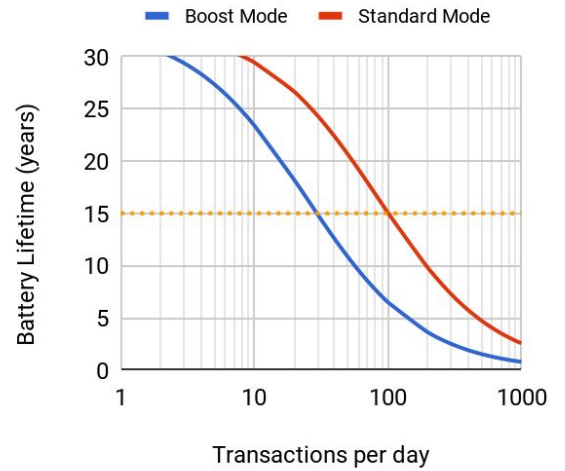
## Features

- Tactile feedback on touch
- Counts number of touches
- Touch and hold for sensor identification
- Long lifetime, 15 years in default configuration and standard environment
- Wireless range 25 m typical indoor, similar to a WiFi network with an advanced WiFi router
- Wireless range line of sight up to 300 m in standard mode and up to 1000 m in high power Boost Mode



## Specifications

Operating Conditions	
Temperature range	-40 to 85 °C / -40 to 185 °F
Recommended temp. range	-25 to 50 °C / -13 to 122 °F
Humidity at 25 °C / 77 °F	0 to 100 %RH, non condensing
Recommended Storage Conditions	Cool and dry, near normal room temperature
Construction Material	ABS
Typical Dimensions <sup>(4)</sup>	26 x 26 x 5.9 mm
Typical Weight <sup>(4)</sup>	5.0 g (±0.5 g)
Lifetime	Up to 15 years <sup>(1)</sup> , see graph
Certifications and Compliance	Certified to FCC and ISED regulations FCC ID: 2ATFX-100541 IC: 25087-100541
Radio range	
Standard Mode	25 m indoor <sup>(2)</sup> , up to 300 m free-space <sup>(2)</sup>
High Power Boost Mode	Up to 1000 m free-space <sup>(2)</sup>
Wireless Communication	915 MHz ISM band, SecureDataShot™



## Sensor performance parameters

The Wireless Counting Tactile Touch Sensor performance is temperature dependent. The sensor battery will have reduced current drive capabilities at low temperatures resulting in increased recovery time and reduced range in Boost Mode. Self discharge of the battery will reduce the lifetime significantly at high temperatures.

Temperature dependency	-40 °F	-13 °F	77 °F	122 °F	185 °F
Sensor lifetime recommended temperature range <sup>(1)</sup>		5 y	15 y	7 y	
Sensor lifetime full temperature range <sup>(3)</sup>	1 w <sup>(3)</sup> / 3 y				4 mo
Typical communication recovery time (fresh battery)	1 min		0.5 s		
Typical communication recovery time (close to depleted battery)	10 min				

**Water:** The Sensor will not be damaged by water, but functionality will be affected. Long time exposure to water will result in water penetration and reduced sensor lifetime.

**Magnetism, electric fields:** The sensor shall not be exposed to strong magnetic fields. Magnets should not be used for mounting the sensor, as this will make the sensor unresponsive. Strong electric field fluctuations (e.g. fluorescent lamps and switching transformers) may trigger false touch events.

**Environmental factors:** The sensor is designed to handle heavy stress, but exposure to environmental factors such as strong sunlight, mechanical stress, solvents and extensive temperature variations will impact lifetime.

### Footnotes

(1): Assuming a radio transaction every 15 minutes, operating at room temperature in default configuration. Lifetime will vary based on operating environment and rate of transmissions.

(2): Based on standard ITU-R P.1238 (indoor) and ITU-R P.525 (free-space). Lifetime in Boost Mode is shorter than in Standard Mode.

(3): The sensor will become unresponsive and stop reporting if placed at very low temperatures for extended periods of time. The sensor will resume operation when temperature is increased

(4): The backside tape is excluded

**Disclaimer:** The right is reserved to make changes at any time. Disruptive Technologies Research AS, including its affiliates, agents, employees, and all persons acting on its or their behalf, disclaim any and all liability for any errors, inaccuracies or incompleteness contained in any datasheet or in any other disclosure relating to any product. All parameters in datasheet are expected performance and not guaranteed min or max performance.

